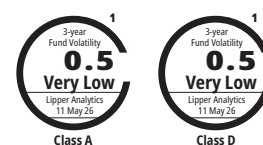


HONG LEONG INCOME FUND (HLIF)

As at 31 May 2026



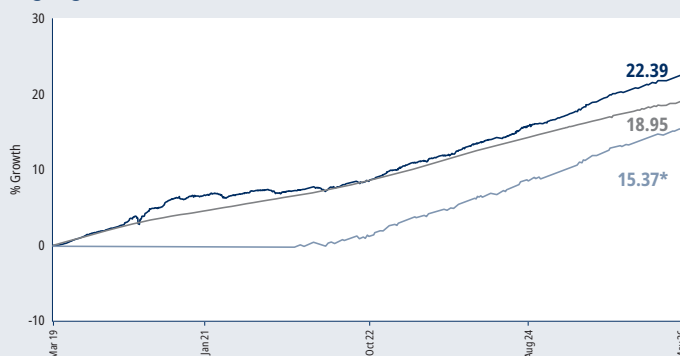
Fund Objective

The Fund aims to provide investors with a low risk investment portfolio offering a regular stream of income.

Fund Information

Category/Type of Fund	Fixed Income/Income
Launch Date - Class A	28 March 2019
- Class D	31 December 2021
Financial Year End	28 February
Fund Size - Class A	RM198.32 million
- Class D	RM3,538.98 million
Units in Circulation - Class A	194.79 million
- Class D	3,493.16 million
Initial Offer Price	RM1.0000
NAV Per Unit - Class A	RM1.0181
- Class D	RM1.0131
Minimum Investment - Class A	RM1,000 (initial)
	RM100 (subsequent)
- Class D	RM50,000,000 (initial)
	RM50,000 (subsequent)
Sales Charge	Nil
Annual Management Fee - Class A	Up to 1.00% p.a
- Class D	Up to 0.25% p.a
Trustee Fee	Up to 0.01% p.a., subject to a minimum of RM12,000 p.a. and capped at RM500,000 p.a.

Highlight on HLIF




Source: Lipper

— HLIF Class A — HLIF Class D — Maybank 12 Months FD Rate

CALCULATION: Percentage Growth, NAV Per Unit-to-NAV Per Unit basis with gross income (if any) from HLIF reinvested, since launch, in MYR terms. Past performance is not necessarily indicative of future performance and unit prices and investment returns may go down, as well as up.

* The figure shown is for the period since HLIF Class D launch (31 December 2021).

Sector Allocation (% of NAV)



• Deposits & Cash Equivalents	50.37
• Fixed Income Securities	49.63
Government Securities	37.36
Government Guaranteed Securities	12.27

Top Five Fixed Income Holdings (% of NAV)

1	GII MURABAHAH 2/2025	3.635%	30.08.2030	6.72
2	GII MURABAHAH 1/2019	4.130%	09.07.2029	5.85
3	MGS 3/2022	4.504%	30.04.2029	5.56
4	GII MURABAHAH 1/2023	3.599%	31.07.2028	4.87
5	MGS 2/2019	3.885%	15.08.2029	3.86

Performance Records

	Percentage Growth			Annualised Compounded Return		
	HLIF Class A (%)	HLIF Class D (%)	Benchmark (%)	HLIF Class A (%)	HLIF Class D (%)	Benchmark (%)
Year-to-date	1.09	1.19	0.84	-	-	-
1 Month	0.20	0.22	0.17	-	-	-
3 Months	0.60	0.66	0.50	-	-	-
6 Months	1.34	1.49	1.01	-	-	-
1 Year	2.88	3.16	2.16	2.88	3.16	2.16
3 Years	10.20	11.06	7.88	3.29	3.56	2.56
5 Years	14.54	-	12.81	2.75	-	2.44

Calendar Year Returns

	HLIF Class A (%)	HLIF Class D (%)	Benchmark (%)	HLIF Class A Distribution Yield (%)	HLIF Class D Distribution Yield (%)
2025	3.70	3.97	2.35	3.21	3.47
2024	3.22	3.49	2.70	2.68	2.93
2023	3.58	3.84	3.01	2.95	3.21
2022	1.83	2.04	2.24	2.11	2.26
2021	0.48	-	1.85	1.76	-
2020	4.01	-	2.21	2.54	-
2019*	2.61	-	2.39	2.22	-

*For the period 28/03/2019 - 31/12/2019

Source: Lipper, in MYR Terms.

Past performance is not necessarily indicative of future performance and unit prices and investment returns may go down, as well as up.

Income Distributions / Unit Splits

HLIF	Entitlement Date	Unit Split (Units)	Income Distribution (Gross)
Class A	18/03/2026	-	0.240 sen
	20/04/2026	-	0.260 sen
	18/05/2026	-	0.260 sen
Class D	18/03/2026	-	0.260 sen
	20/04/2026	-	0.280 sen
	18/05/2026	-	0.280 sen

Note:-(1) Based on the Fund's portfolio returns as at 31 May 2026, the Volatility Factor (VF) for this Fund is 0.5 for Class A and 0.5 for Class D, and both are classified as "Very Low" (Source: Lipper). "Very Low" includes funds with VF that are above 0.000 but not more than 4.635 (Source: Lipper). The VF means there is a possibility for the Fund in generating an upside return or downside return around this VF. The Volatility Class (VC) is assigned by Lipper based on quintile ranks of VF for qualified funds. VF is subject to monthly revision and VC will be revised every six months. The Fund's portfolio may have changed since this date and there is no guarantee that the Fund will continue to have the same VF or VC in the future. Presently, only funds launched in the market for at least 36 months will display the VF and VC.

Disclaimer:- This fact sheet has not been reviewed by the Securities Commission Malaysia (SC). Investors are advised to read and understand the contents of the Hong Leong Income Fund Prospectus dated 28 April 2023 (the "Prospectus") and Product Highlights Sheet (the "PHS") before investing. The Prospectus has been registered and PHS lodged with the SC who takes no responsibility for the contents of the Prospectus and PHS. The registration of Prospectus or lodgement of PHS to the SC does not amount to nor indicate that the SC has recommended or endorsed the fund. A copy of the Prospectus can be obtained from any of Hong Leong Asset Management offices, agents or our authorised distributors. The PHS is also available and investors have the right to request for it. Investors shall also consider the fees and charges involved before investing. Prices of units and distributions payable, if any, may go down or up, and past performance of the Fund is not an indication of its future performance.

Where a distribution/unit split is declared, investors are advised that following the issue of additional units/distribution, the NAV per unit will be reduced from cum-distribution NAV/pre-unit split NAV to ex-distribution NAV/post-unit split NAV. Where a unit split is declared, the value of investors' investment in Malaysian Ringgit will remain unchanged after the distribution of the additional units. Where unit trust loan financing is available, investors are advised to read and understand the contents of the unit trust loan financing risk disclosure statement before deciding to borrow to purchase units. Investors shall be aware of the risks for the Fund before investing. Investors are also advised to perform the suitability assessment to evaluate investors' risk tolerance level before making any investment decision.

Applications must be made on the Account Opening Form and Investment Application Form referred to and accompanying the Prospectus. The Fund may not be suitable for all and if in doubt, investors shall seek independent advice.